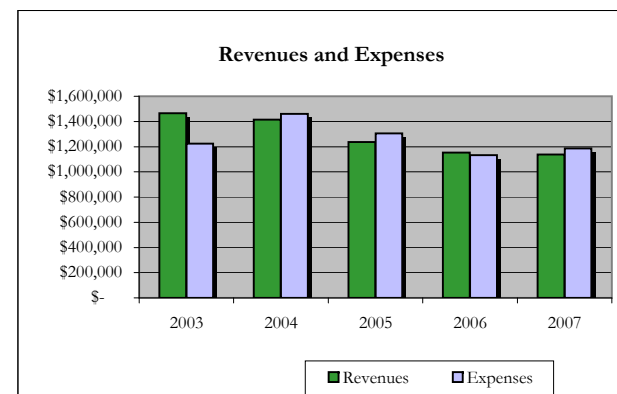
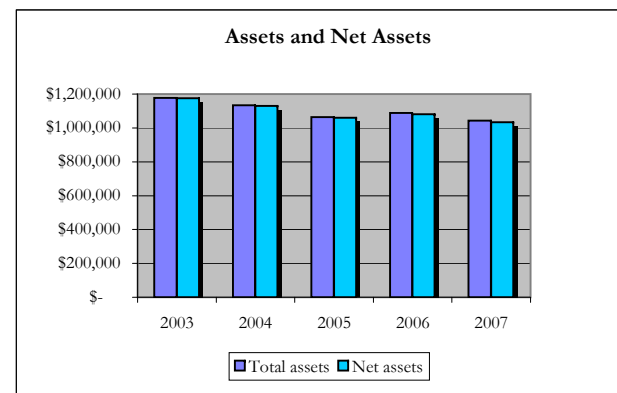


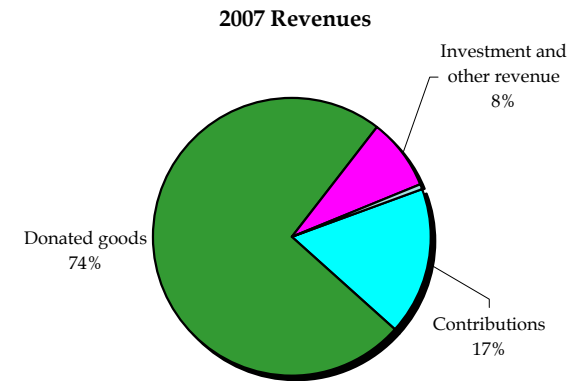
FISH EMERGENCY SERVICE, INC
SELECTED HISTORICAL FINANCIAL INFORMATION
For the year ended September 30, 2007

	2003	2004	2005	2006	2007
Total assets	\$ 1,177,908	\$ 1,133,414	\$ 1,063,757	\$ 1,088,235	\$ 1,042,639
Net assets	1,176,263	1,130,491	1,061,076	1,080,853	1,033,530
Unrestricted net assets	944,099	1,011,008	942,996	959,058	913,766
Temporarily restricted net assets	110,170	2,660	300	-	5,050
Permanently restricted net assets	121,994	116,823	117,780	121,795	114,714
Operating reserve (in months)					
Unrestricted net assets/monthly expenses (Net assets include undesignated and designated net assets only)	8	7	7	8	8
Total revenues	1,464,156	1,413,631	1,237,187	\$ 1,151,765	\$ 1,138,792
Total expenses	1,225,148	1,459,403	1,306,602	1,131,988	1,186,115
Change in net assets	239,008	(45,772)	(69,415)	19,777	(47,323)
Percentage of program expenses	94.0%	94.7%	93.9%	91.9%	91.5%
Percentage of supporting expenses	6.0%	5.3%	6.1%	8.1%	8.5%



FISH EMERGENCY SERVICE, INC.
SELECTED HISTORICAL FINANCIAL INFORMATION
For the year ended September 30, 2007

	2003	2004	2005	2006	2007
Revenues					
Contributions	\$ 371,285	\$ 179,386	\$ 153,303	\$ 183,749	\$ 197,836
Donated goods	1,016,634	1,175,678	1,033,600	899,987	852,100
Investment and other revenue	52,091	63,738	49,327	64,014	95,937
Change in value of perpetual trust	24,146	(5,171)	957	4,015	(7,081)
Total revenues	1,464,156	1,413,631	1,237,187	1,151,765	1,138,792



Expenses					
Emergency food	714,861	980,044	859,462	674,452	715,358
Emergency clothing	395,871	358,267	324,233	321,546	323,655
Information and referral	24,991	26,267	26,759	27,234	28,222
Community service	16,101	17,020	16,806	16,848	17,519
Management and general	54,249	57,937	60,393	72,435	61,686
Fundraising	19,075	19,868	18,949	19,473	39,675
Total expenses	1,225,148	1,459,403	1,306,602	1,131,988	1,186,115

